

Duquesne University

Duquesne Scholarship Collection

Spiritan News

CSSP Newsletter and Spiritan News

5-1-2003

Spiritan News, No. 147

Congregazione dello Spirito Santo

Follow this and additional works at: <https://dsc.duq.edu/spiritan-news-en>

Repository Citation

Congregazione dello Spirito Santo. (2003). Spiritan News, No. 147. Retrieved from <https://dsc.duq.edu/spiritan-news-en/156>

This Article is brought to you for free and open access by the CSSP Newsletter and Spiritan News at Duquesne Scholarship Collection. It has been accepted for inclusion in Spiritan News by an authorized administrator of Duquesne Scholarship Collection.



SPIRITAN NEWS

N° 147

May/June 2003

CONGREGAZIONE DELLO SPIRITO SANTO - CLIVO DI CINNA, 195 - 00136 ROMA

SPIRITAN YEAR: February 2002 - Pentecost 2003 ✠ **300 Years of Spiritan Mission**

The Statistical Information about our Religious Family

"The king commanded Joab and the officers of the army with him to go round all the tribes of Israel, from Dan to Beersheba, and make a record of the people and report back to him" (2 Sam 24.2).

King David got into plenty of trouble when he decided to count the Israelites, so we are taking something of a risk in producing an edition of *Spiritan News* made up almost entirely of statistics; but as it is our 300th birthday, we hope we will be forgiven, and we promise not to do it again for the next 100 years!

These statistics speak to us of our human reality over the last 300 years and of the abiding presence of the Holy Spirit, always leading our Congregation into uncharted waters. For the last few years, the overall number of members has been remarkably steady, despite the drastic lack of vocations from the North. The average age at the beginning of the 21st century is almost the same as that of the beginning of the last century.

This issue presents 11 charts; obviously they will not meet the expectations of everyone but we felt they could provide confreres with valuable information about our religious family - past and present. We must point out that the statistics were not done on the same date, hence the variation in numbers and totals.

The statistical charts contained in this issue are as follows:

Page Two

- (1) The total number of professed Spiritans since 1900, with a projection for the year 2010.
- (2) The average age of confreres from 1969 to 2002, plus a projection for the year 2010.
- (3) The distribution of confreres according to age and continents of origin.

Page Three

- (4) A pyramid of ages with North/South comparison and the number of confreres between 21 and 96.

Page Four

- (5) Statistics by circumscription of origin, listed according to continent.

Page Five and Six

- (6) The total number of confreres by continent of origin.
- (7) The total number of confreres by continent of appointment.
- (8) Statistics by circumscription of appointment, showing the number of houses, bishops, priests, brothers and students.

Page Seven

- (9) The average age of confreres at 10 yearly intervals and the numbers who died in the same periods since 1840.

Page Eight

- (10) Professions, deaths, perpetual professions and ordinations from 1986 to 2002
- (11) Professions and Ordinations in 2002.

Additional Information

The average life span of Spiritans (to be added to the bottom of page 7):

- 1990: 75 deaths at the average age of 76.3.
- 2000: 88 deaths at the average age of 77.4.

Those entering the Congregation are also older:

- 1950: There were 170 professions between the ages of 18 and 44 (average age: 22).
- 2000: There were 117 professions between the ages of 21 and 37 (average age 25.8).

Since Poullart des Places, there have been 14,442 professions. We have provided for the mission of the Church: 154 bishops, 7,195 priests and 3,528 brothers. During the same period, 6,300 have died as members of the Congregation (which means that more than 5,000 eventually took another direction having made profession in the Congregation).

Languages spoken in the Congregation:

The percentage of confreres whose circumscriptions of origin have the following official languages:

- English:** 46.7%; **French:** 29.7%; **Portuguese:** 10.4%; **Dutch** 6.7%; **German:** 2.9%; **Polish:** 2.4%; **Spanish:** 1.1%.

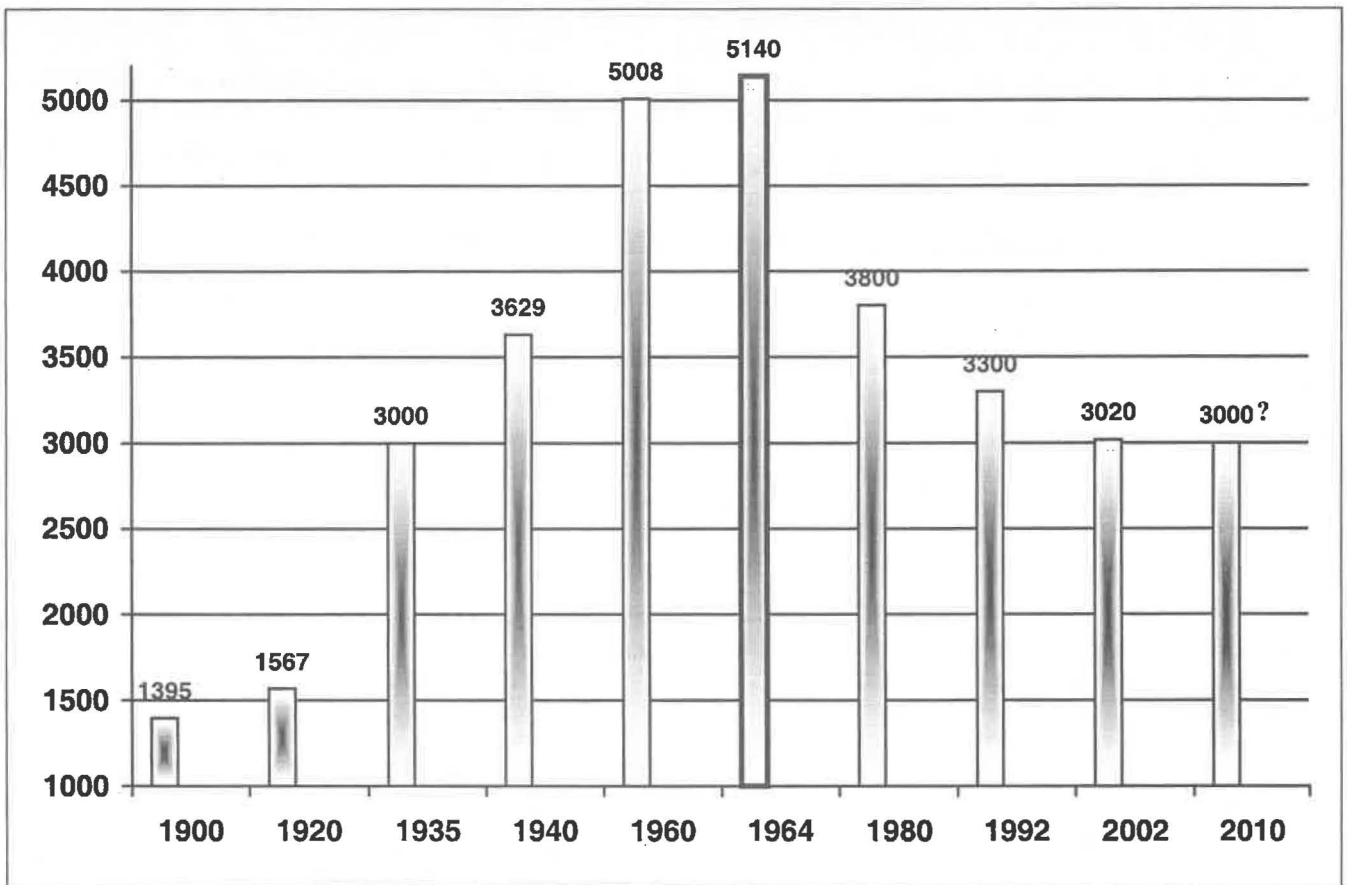
Average age of Spiritans:

1968: 45.78; **1974:** 51.00; **1975:** 51.60; **1979:** 54.25; **1980:** 54.9; **1982:** 55.71; **1984:** 56.50; **1985:** 56.88; **2002:** 56.50 (ranging from 21 to 99).

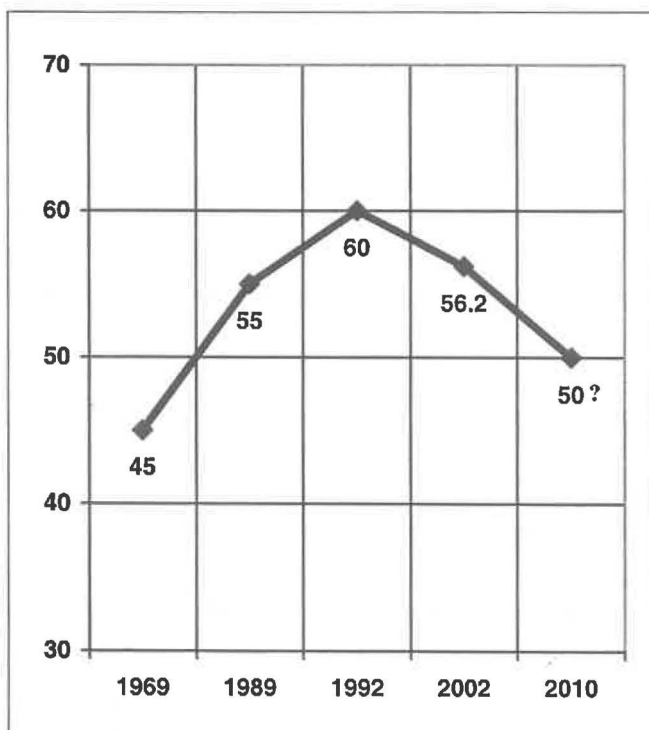
The Doyen of the Congregation:

At the moment, the oldest living Spiritan is Fr. Heinrich Lemmens of the German Province, living at Bethel Park in the USA. He was born on 17th April 1907. The youngest confrere is Endyssen Afamefuma Atu (Nigeria), born on 6th June 1981.

Total Number of Professed spiritans from 1900 to 2002 with a projection for 2010



Average Age from 1969 to 2002 with a projection for 2010



Breakdown of confreres by age groups and continents of origin April 2003

Age on 1.1.03	Cong.	Afr	LAm	NAm	Asia	Eur	Oce
80+	419	4	8	38		369	
70+	582	13	16	43	1	509	
60+	500	28	11	30	1	429	1
50+	279	78	13	23	1	164	
40+	342	209	24	17	3	86	3
30+	571	476	34	3	1	50	7
-30	279	241	7	1		27	1
Total	2970	1049	113	155	7	1634	12

Pyramid of ages (May 2003)

Professed confreres from the North (Europe and North America) : ○
 Professed confreres from the South (Other countries) : ●

○ or ● = 3 confreres
 ○ or ● = 1 confrere

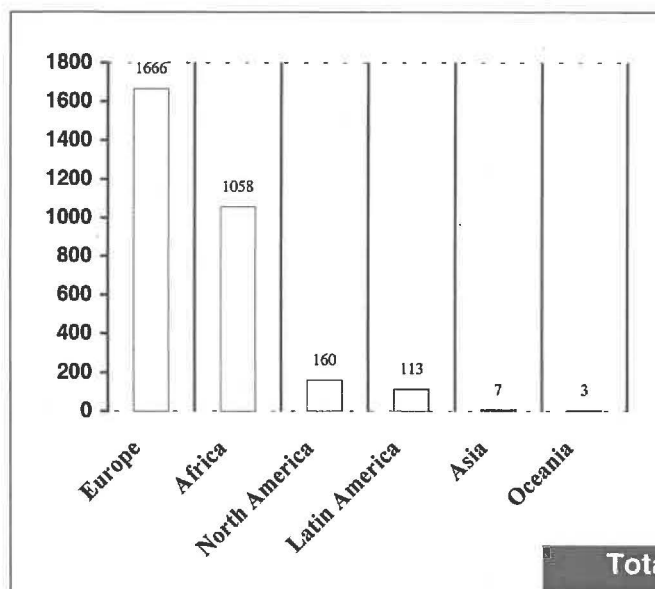
Age		Number
95-96	○○	6
93-94	○○○	9
91-92	○○○○○○○	19
89-90	○○○○○○○○○○○○○○○	30+1= 40
87-88	○○○○○○○○○○○○○○○○○	43
85-86	○○○○○○○○○○○○○○○○○○○●●	57+2= 59
83-84	○○○○○○○○○○○○○○○○○○○○○●●●	79+2= 81
81-82	○○○○○○○○○○○○○○○○○○○○○○○○○○○●●	101+1= 102
79-80	○○○○○○○○○○○○○○○○○○○○○○○○○○○○○●	117+1= 118
77-78	○○○○○○○○○○○○○○○○○○○○○○○○○○○○○○○●●	129+2= 131
75-76	○○○○○○○○○○○○○○○○○○○○○○○○○○○○○○○●●●	114+5= 119
73-74	○○○○○○○○○○○○○○○○○○○○○○○○○○○○○○○●	114+1= 115
71-72	○○○○○○○○○○○○○○○○○○○○○○○○○○○○○●	96+3= 99
69-70	○○○○○○○○○○○○○○○○○○○○○○○○○○○○○○○●●	103+3= 106
67-68	○○○○○○○○○○○○○○○○○○○○○○○○○○○○○○○●●●	98+4= 102
65-66	○○○○○○○○○○○○○○○○○○○○○○○○○○○○○○○●●●	104+4= 108
63-64	○○○○○○○○○○○○○○○○○○○○○○○○○○○○○○○●●●●●	98+10= 108
61-62	○○○○○○○○○○○○○○○○○○○○○○○○○○○○○●●●●●	81+8= 89
59-60	○○○○○○○○○○○○○○○○○○○○○○○○○○○●●●●●●	64+13= 77
57-58	○○○○○○○○○○○○○○○○○○○●●●●●●●	52+15= 67
55-56	○○○○○○○○○○○○○○○○○●●●●●●●●	49+22= 71
53-54	○○○○○○○○○○●●●●●●	23+12= 35
51-52	○○○○○○○○○●●●●●●●●●	24+22= 46
49-50	○○○○○○○○○●●●●●●	32+12= 44
47-48	○○○○○○○●●●●●●●●●●●●●●	19+46= 65
45-46	○○○○○○○●●●●●●●●●●●●●●●●	24+50= 74
43-44	○○○○○○○●●●●●●●●●●●●●●●●●	21+44= 65
41-42	○○○○○●●●●●●●●●●●●●●●●●●	16+54= 70
39-40	○○○○○●●●●●●●●●●●●●●●●●●●●●	15+81= 96
37-38	○○○○○●●●●●●●●●●●●●●●●●●●●●●●	15+87= 102
35-36	○○○●●●●●●●●●●●●●●●●●●●●●●●●●●	10+96= 106
33-34	○○●●●●●●●●●●●●●●●●●●●●●●●●●●●●	6+111= 117
31-32	○○○●●●●●●●●●●●●●●●●●●●●●●●●●●●●●●	16+120= 136
29-30	○○○●●●●●●●●●●●●●●●●●●●●●●●●●●●●●●●	9+104= 113
27-28	○○○●●●●●●●●●●●●●●●●●●●●●●●●●●●●●●●	11+102= 113
25-26	○○○●●●●●●●●●●●●●●●●●●●●●●●●●●●●●●	8+61= 69
23-24	○●●●●●●●●●	1+24= 25
21-22	●●	0+2= 2
		Total 2947

STATISTICS BY CIRCUMSCRIPTION OF ORIGIN (As of 15th May 2003)

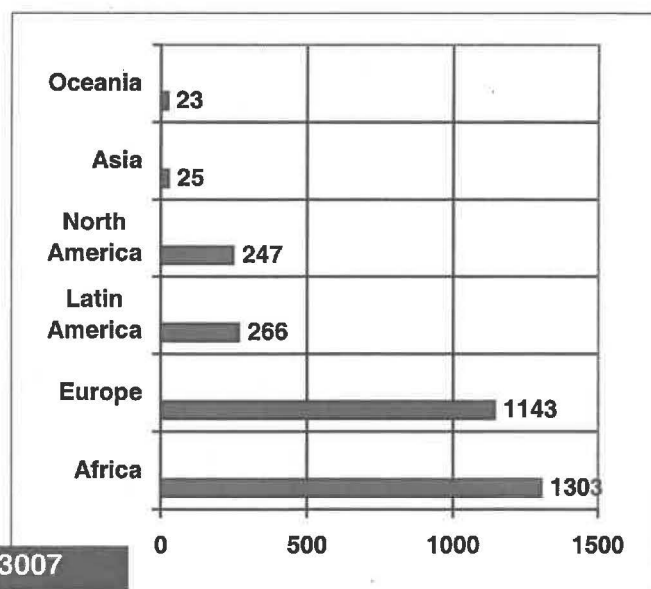
Circ. by Origin	Bishops	Fathers	Bothers	Schol.	TOTAL	Lay Assoc
AFRICA						
Angola	2	42	1	39	84	
FANO		7		11	18	
PAC		57	4	71	132	2
Congo-Kinshasa		9		24	33	
EAP	1	85		65	151	
Nigeria	1	272	7	171	451	
WAP		57	4	66	127	
SCAF		3		5	8	
Total AFRICA	4	532	16	452	1004	
INDIAN OCEAN						
F.O.I.		11	2	17	30	2
Total Ind. Ocean		11	2	17	30	
AMERICA						
Brazil	3	19	2	7	31	
Canada	1	35	2		38	
Haiti		11		12	23	
Mexico		5		2	7	
Paraguay				2	2	
Puerto Rico		4		2	6	
Transcanada		38			38	13
Trinidad	1	33	1	2	37	
USA/E	1	70	1		72	3
USA/W		39	2	4	45	16
Total AMERICA	6	254	8	31	299	
EUROPE						
Croatia		2			2	
Deutschland	3	64	17		84	
Belgium	1	35	3	1	40	
England		44	1		45	10
Spain		13	2		15	3
France	8	456	74	3	541	6
Ireland	4	394	10	1	409	3
Nederland	1	142	26		169	13
Poland		56	5	11	72	
Portugal	2	145	30	8	185	
Switzerland		57	1		58	
Total EUROPE	19	1408	169	24	1620	
OCEANIA						
Australia		1			1	
Papua-N.G.				1	1	
Total OCEANIA		1		1	2	
TOTAL GENERAL	29	2204	195	527	2955	71

	Circ. by Origin	Confreres
1.	France	541
2.	Nigeria	451
3.	Ireland	409
4.	Portugal	185
5.	Nederland	169
6.	E.A.P.	151
7.	PAC	132
8.	W.A.P.	127
9.	Angola	84
10.	Deutschland	84
11.	USA/E	72
12.	Poland	72
13.	Switzerland	58
14.	USA/W	45
15.	England	45
16.	Canada	38
17.	Belgium	40
18.	Transcanada	38
19.	Trinidad	37
20.	Congo-Kinshasa	33
21.	F.O.I.	30
22.	Brazil	31
23.	Haïti	23
24.	FANO	18
25.	Spain	15
26.	SCAF	8
27.	Mexico	7
28.	Puerto Rico	6
29.	Paraguay	2
30.	Croatia	2
31.	Australia	1
32.	Papua-N.G.	1
	TOTAL	2955

Continent of Origin



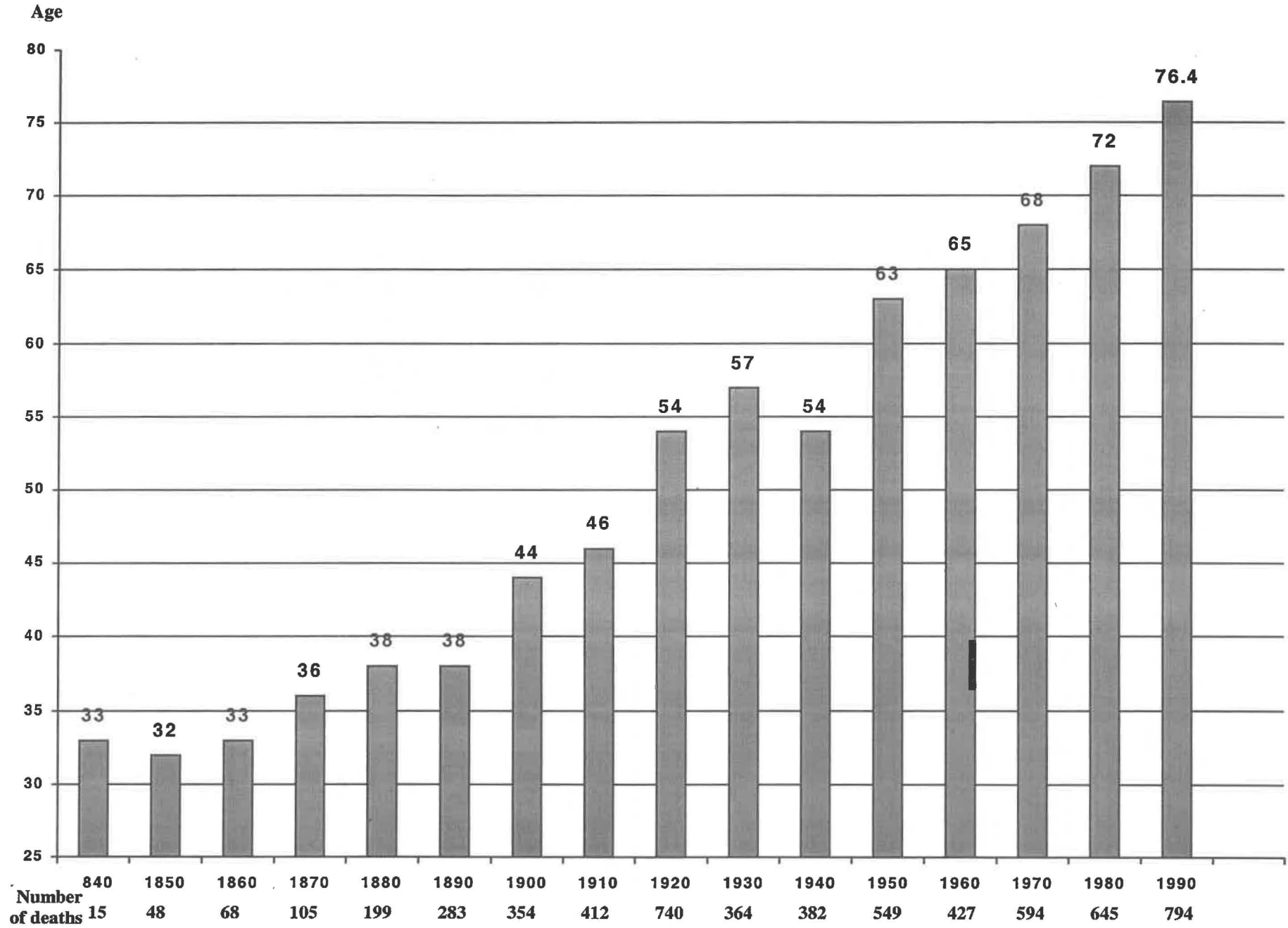
Continent of Appointment



STATISTICS BY CIRCUMSCRIPTION OF APPOINTMENT (As of 14th April 2003)

Circumscription by appointment	Houses	Bishops	Priests	Brothers	Schol.	Total
	AFRICA					
Algeria	3		3		4	7
Angola	26	2	48	4	37	91
Cap Verde	11	1	16	1		18
Congo-Kinshasa	6		14	1	14	29
E.A.P.	30	2	58	3	67	130
Ethiopia	5		11			11
FANO	23	1	44	3	8	56
Gambia	7	1	8		1	10
Kenya	17		26		1	27
Malawi	5		8			8
Mozambique	2		6			6
Nigeria	83	1	174	6	187	368
P.A.C.	68	3	153	7	85	248
S.C.A.F.	3		7			7
South Africa	12		18	1	1	20
W.A.P.	27		51	3	44	98
Zambia	6		12			12
Zimbabwe	11		16			16
Total AFRICA	345	11	673	29	449	1162
INDIAN OCEAN						
F.O.I.	11	1	13	2	1	17
Madagascar	10		21	1	6	28
Mauritius	10	1	18		4	23
Reunion	16		20	1	2	23
Total Indian Ocean	47	2	72	4	13	91

NORTH AMERICA						
Canada	6	1	38	2		41
Transcanada	18		50			50
USA East	19		84		1	85
USA West	16		38	2	5	45
USA Irish	5		38			38
Trinidad	12	1	28		1	30
Puerto Rico	4		9		3	12
Haïti	5		11		12	23
Guadeloupe	7		14			14
Martinique	13		19	1		20
Guyane	9		14	1		15
Total N. Am.	114	2	343	6	22	373
LATIN AMERICA						
Alto Jurua	7	3	12	1		16
Amazonia	8	3	12	2		17
Bolivia	1		2			2
Brasil Province	17		30	2	7	39
Brasil Central	14		15	1		16
Brasil South West	16		23			23
Mexico	8		14	1		15
Paraguay	5		12	2	1	15
Total L. Am.	76	6	120	9	8	143
ASIA						
Pakistan	3		3	2	1	6
Philippines	1		6			6
Taiwan	1		6			6
Total Asia	5		15	2	1	18
OCEANIA						
Australia	15		18			18
Papua N.G.	4		8	2		10
Total Oceania	19		26	2		28
EUROPE						
ADG. Rome	3		31	2		33
Belgium	6	1	38	3		42
Croatia	1		3			3
Deutschland	10		47	10	2	59
England	12		36	1		37
France	28	5	263	74	18	360
Ireland	22	1	237	12	2	252
Netherlands	7		100	22		122
Poland	9		29	2	11	42
Portugal	18	1	85	28	15	129
Spain	6		13	2	5	20
Switzerland	6		40	1		41
Total Europe	128	8	922	157	53	1140
Summary						
AFRICA	345	11	673	29	449	1162
INDIAN OCEAN	47	2	72	4	13	91
NORTH AMERICA	114	2	343	6	22	373
LATIN AMERICA	76	6	120	9	8	143
OCEANIA	19		26	2		28
ASIA	5		15	2	1	18
EUROPE	128	8	922	157	53	1140
TOTAL	734	29	2171	209	546	2955



The average life span of spiritans at 10 yearly intervals

Comparison for the years 1986 - 2002

Year	1986	1987	1988	1989	1990	1991	1992	1993	1994	TOTAL
Professions	89	74	75	64	63	74	61	54	49	603
Deaths	72	74	80	83	76	89	68	75	84	701
Prof.perp.	30	46	32	33	33	50	33	45	37	339
Priestly Ordin.	22	35	39	30	27	43	49	29	38	312

Year	1995	1996	1997	1998	1999	2000	2001	2002	TOTAL
Professions	70	86	97	99	90	118	90	62	712
Deaths	79	82	84	75	84	90	82	74	650
Perpetual Prof.	41	22	50	44	45	65	59	51	377
Priestly Ordinations	30	39	33	43	43	40	52	50	330

Professions and ordinations in 2002

Circumscription	Professions	Perpetual vows	Ordinations
Nigeria	25	9	11
E.A.P.	11	10	
Congo Kinshasa	6	1	6
Angola	4	3	
US/W	5		3
W.A.P.	4	5	3
F.O.I.	1		1
FANO			4
Mexico		1	4

Circumscription	Professions	Perpetual vows	Ordinations
Poland			4
Portugal		1	3
P.A.C.		13	9
Haiti		3	
Trinidad		1	1
Croatia			1
France		3	1
Ireland		1	
Brazil		1	

Decisions of the General Council

The Superior General, with the consent of his Council, confirms the election of Fr. Raymond **ZIMMERMANN** as Superior of the District of Mauritius for a mandate of three years, with effect from 25th April 2003.

The Superior General, with the consent of his Council, confirms the election of Fr. Sean **McGOVERN** as Superior of the District of Kenya for a second mandate of three years, with effect from 26th April 2003.

The Superior General, with the consent of his Council, confirms the election of Fr. Roger **TABARD** as Superior of the District of La Réunion for a mandate of three years, with effect from 1st May 2003.

The Superior General, with the consent of his Council, nominates Fr. Serge **BALLANGER** as Superior of the Foundation of North-West Africa for a mandate of three years with effect from 2nd June 2003.

The Superior General, with the consent of his Council, nominates Fr. Jean-Claude **JAQUARD** as Superior of the District of Madagascar, for the third mandate of three years with effect 29th June 2003.

The Superior General, with the consent of his Council, confirms the election of Fr. Paul **HOPPER** as Superior of the International Group of Australia for a mandate of three years, with effect from 1st September 2003.

A Spiritan is appointed Prefect Apostolic

On 19th March, Pope John Paul II appointed Fr. Joseph Koerber Prefect Apostolic of Makokou in north-east Gabon. This new jurisdiction has been cut off from the diocese of OYEM (north); it has 85,000 inhabitants, of whom 45,000 are Catholics, spread over three parishes served by six priests. Born in 1943 at Sierentz, Haut-Rhin, France, Joseph Koerber made his perpetual vows in 1970. Ordained priest in 1972, he subsequently served in several missions in Gabon: Makokou, Oyem, Bitam, and Libreville. Since last September, he has been the regional spiritan bursar for Gabon.



OUR DEAD

05 April	Br. Marcel RABINE	France 60
08 April	Fr. Etienne DUPONT	France 83
16 April	Fr. Jacques DUBOURG.....	France 78
19 April	Fr. Stephen ZAMBORSKY	US/E 92
26 April	Fr. Romain ESCHRICH.....	France 80
05 May	Fr. Denis MEJEAN.....	France 81
09 May	Fr. Christian AINE.....	France 82
12 May	Fr. Antoine ADRIEN.....	France 81